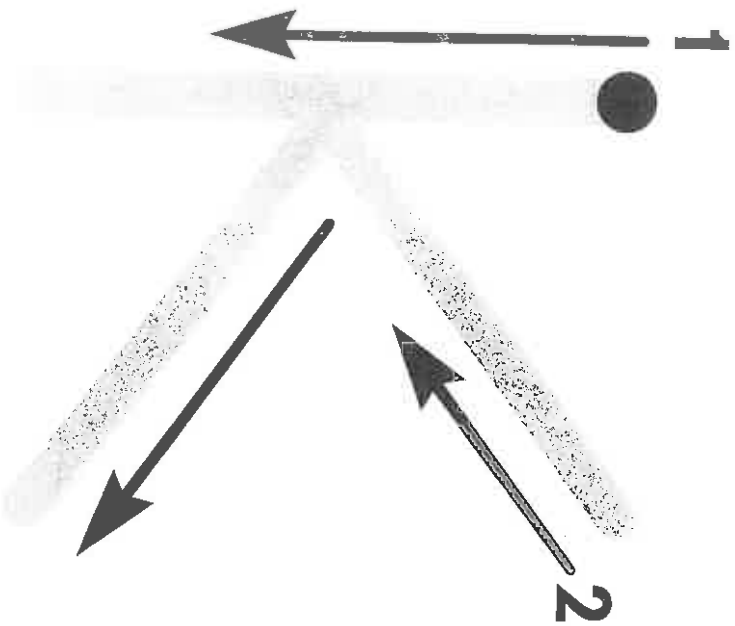



Crinkle Write



2

Directions: Give your child a balled piece of tissue paper to pinch between the pinky and ring fingers and the palm of his or her writing hand as he or she traces uppercase **K** with a crayon. Challenge your child to keep the tissue paper quiet as he or she writes.




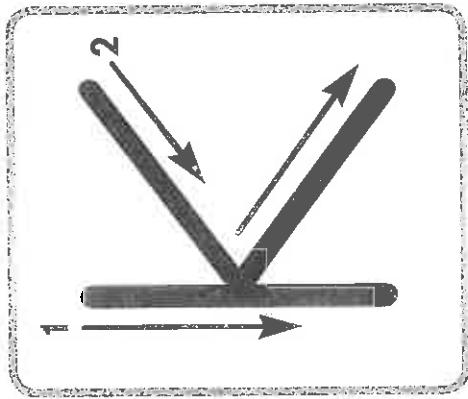
K is for **key**.




Directions: Point out the key to your child. Challenge your child to draw what he or she thinks the key will open.

3

Name: _____

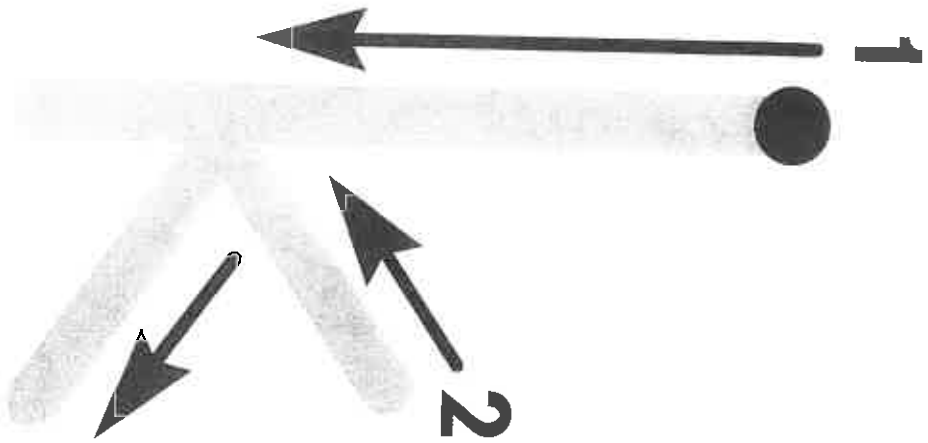


Directions: Ask children to trace and write uppercase **K** in the boxes above. Encourage them to color the kangaroo and the koala as they name each one aloud.



Trace and Erase





k is for keep.



Directions: Have your child trace lowercase **k** using colored chalk. Then, ask him or her to use a facial tissue to trace/erase the chalk from the paper several times until the chalk has almost disappeared.

Directions: Ask your child, "Where do you keep things that are important to you?" Invite your child to draw his or her answer in the space provided.

Name: _____



Directions: Ask children to trace and write lowercase **k** in the boxes above. Encourage them to color the kangaroo and the kite as they name each one aloud.

